

Have a great Vacation!

Dear Parents

The summer break from school is often filled with travel plans and family get-togethers but it is also important to help our children with their learning process. We have designed the activities for an all round development of the students through which they can constructively keep themselves engaged during these holidays.

The learning engagements for the students are designed on the theme "**Sustainable Development Goals**". We are hopeful that these activities will surely keep our little ones busy in a creative way during this summer break.

Besides the holiday homework given above, we would like to share some tips for your child to make this time a fruitful and happy period for them.

This summer break try and make a difference

- **Appreciate nature**--- Go for long walks in a park or garden with your family and friends.
- **Unravel the artist in you** --- Create a new story, try a new recipe with your mom, learn a new song, play a new instrument.
- **Good manners are the key** --- Respect your parents, grand-parents and all elders.
- **Use the three magical words** ---- Sorry, Please and Thank You more often. A little more courtesy goes a long way.
- **Stay fit and stay healthy** --- Play your favourite game / sport regularly, increase intake of fresh fruits and water to keep hydrated and energetic.
- **Learn about our heritage** ---- Find some time to visit monuments and museums. Learn new things related to your country.
- **Reading** --- Look for interesting books and read to enhance your communication skills and vocabulary.

Instructions For Holiday Assignment

- Buy an interleaf scrapbook and do all your Homework in it.
- The scrapbook should be neatly labelled with the name, class, section mentioned clearly.
- The homework must be done systematically as per the given instructions.
- Parents must act as guides and facilitators but not substitutes to do the work. It must be the effort of the child.
- Homework will be assessed on the basis of neatness and originality of ideas.
- Holiday homework would be graded as Subject Enrichment Activity.

- A page of handwriting to be practiced in your handwriting notebook for both Hindi and English.

Kindly Note: - The first written round of Spell Bee for all classes I-V will take place as soon as the school reopens after the summer break.

You will be expected to practice the new words in ALL the subjects (Except Hindi) which have been done for UT1 to clear Round 1 of Spell Bee.

We wish you an abundance of joy, laughter and love this summer with your family.

Make each day of yours full of positivity and great learning!

WITH GRATITUDE FOR YOUR SUPPORT.




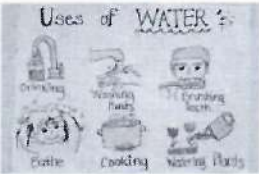
Regards

Junior Wing





THE ASIAN SCHOOL, DEHRADUN
SUMMER HOLIDAY HOMEWORK (2024-25)
CLASS-I

Subject	Holiday Homework
<p style="text-align: center;">ENGLISH</p> <p>Kindness tree</p> 	<p style="text-align: center;">Create a "Kindness Tree" with cut out colorful leaves .</p> <ul style="list-style-type: none">• Write kind acts on them (think of a kind act that you have done or witnessed. For example, "Helped a friend pick up their books" or "Shared my toys with someone.")• Draw or paste pictures related to the kind act in your scrapbook.• Decorate the tree to promote kindness and community values . Make it as creative as you can.
<p style="text-align: center;">HINDI</p> 	<p style="text-align: center;">शांतिपूर्ण वातावरण में उत्तम रचनात्मक कार्य किए जा सकते हैं । अपनी कला का प्रयोग करते हुए पत्तों की छाप, रंगीन कागजों, अपने हाथों की छाप आदि के प्रयोग द्वारा ग्रीटिंग कार्ड बनाते हुए उसमें दो-तीन पंक्तियों के शांति संदेश के कुछ जादुई शब्द लिखें स्कैप बुक में चिपकाएँ ।</p>
<p style="text-align: center;">MATH</p> 	<p>Welcome to the "Global Math Expedition" holiday homework! Get ready to embark on an exciting journey where you'll discover the wonders of industry innovation and explore the currencies of different countries through fun and interactive math activity.</p> <p style="text-align: center;">Task : Currency Quest</p> <p>Choose five different countries from around the world. Research their currencies and compare them to your own currency. Create a chart or table showing the currency along with the respective country's flag. Do the above work in a scrapbook with a creative border.</p>
<p style="text-align: center;">EVS</p> <p>Uses of WATER :-</p> 	<p>Write five uses of water that come to your mind. Paste pictures in your scrapbook and make it creative.</p>

IT



"Recycle today for a better tomorrow"

Make two columns "recyclable" and "non recyclable" and paste 5 pictures of each along with their names in your scrapbook .

GK



Let's learn about some water animals.
So, creatively draw or paste five pictures of sea animals
and write their names neatly in your scrapbook.



THE ASIAN SCHOOL, DEHRADUN
HALF YEARLY SYLLABUS (2024-25)
CLASS-I

SUBJECT	HALF YEARLY SYLLABUS
ENGLISH LITERATURE -	Poem - My Family Ch3 - The Cap-seller and the Monkeys Ch 2- The Sparrow Family Dictation and Recitation
ENGLISH LANGUAGE	<ul style="list-style-type: none">• Nouns• One and Many• Articles• Gender
SE(Special English)	<ul style="list-style-type: none">• Picture Comprehension (MCQ)• Picture Composition (one word)
HINDI LITERATURE	<ul style="list-style-type: none">• अनुस्वार अं• विसर्ग अः• अनुनासिक चन्द्रबिंदु• कविता- दादा-दादी• पाठ-4 रानी भी• पाठ-6 तीन साथी• श्रुतलेख• सस्वर कविता पाठ
HINDI LANGUAGE	<ul style="list-style-type: none">• १ से १० तक गिनती• पक्षियों के नाम• संज्ञा• वचन• चित्र पर आधारित प्रश्न
SH (SPECIAL HINDI)	<ul style="list-style-type: none">• चित्र पर आधारित प्रश्न• चित्र लेखन• कहानी वाचन
MATH	<ul style="list-style-type: none">• Forward Counting (51 to 200)• Backward counting (200 to 51)• Number names to numbers (51 to 200)• What comes after, before and between (51 to 200)• Expanded Form & Compact Form• Addition and Subtraction• Sums of addition and subtraction

	<p>Picture based (simple , single and double digits sums)</p> <ul style="list-style-type: none"> ● Story Sums <p>Step wise (simple , single and double digits sums)</p> <ul style="list-style-type: none"> ● Time and Calendar <p>Day and night , Time , Days of the week, Months of the year</p> <ul style="list-style-type: none"> ● Shapes <p>Plain Shapes</p> <ul style="list-style-type: none"> ● Tables 2 to 4 <p>MENTAL MATHS</p>
EVS	<p>Ch4- My Food Habits</p> <p>Ch7- Air and water</p> <p>Ch 6- Our Clothes</p> <p>Ch13- My Country</p>
IT	<p>Ch2- Computer:A Digital Machine.</p> <p>Ch4-The Mouse</p> <p>Ch5-Know Your Keyboard</p>
GK	<ul style="list-style-type: none"> ● The Young Ones (Pg no 20) ● Animal Sounds (Pg no 21) ● A Healthy Treat (Pg no 23) ● Animal Kingdom (Pg no 24) ● Colorful Flowers (Pg no 25 to 27) ● Food For Animals (Pg no 26)

Ruchi Mehotra
HEADMISTRESS

Ruchi P. Datta
PRINCIPAL